

RONNY MINTJENS

How to Ace

IB English Ab Initio

READING COMPREHENSION

Paper 2

FIRST EXAMS MAY 2020

*A Product of Mass
Instruction*

Published by Mintjens Press ©

All rights reserved



How to ace IB English Ab Initio (Reading Comprehension – Paper 2 – first exams 2020)

This exam preparation workbook is written for teachers and students of the IB DP English Ab Initio course and is suitable for all beginning learners of English. Its practical approach to teaching and learning is based on past examination papers (the former Paper 1) from 2011 until 2018 and is arranged according to the five main themes and the twenty topics of the Ab Initio course.

About the author

Ronny Mintjens is a practising Language Ab Initio teacher, examiner and workshop leader for the International Baccalaureate. He is the author and publisher of the "Language Ab Initio Student Workbook" – the source publication for this resource. He is also an IB workshop developer, a language acquisition and mother tongue consultant, a moderator for the IB Programme Communities, the Head of Languages at a world-renowned IB school and a tireless advocate for mother tongue entitlement in international education. Beyond his life as a linguist, Ronny is a world traveler, a published novelist and photographer, a former professional football coach, a serial writer and an avid reader.

ISBN-13 978-988-74203-0-9

First edition (2020)

Cover design : © Ronny Mintjens

Published in e-version

Published by Mintjens Press, a subsidiary of MIH Unlimited Group of Companies

Contact – mihabinitio@gmail.com

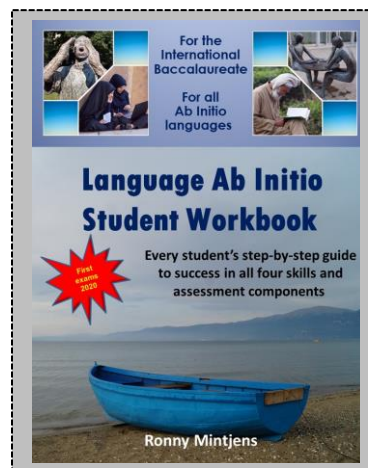
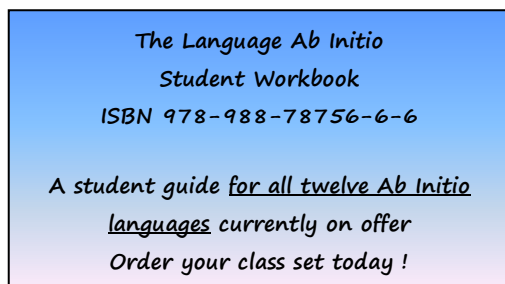
All rights reserved. No part of this publication may be reproduced or transmitted in any form or by any means, electronic or mechanical, including photocopying and recording, or held within any information storage and retrieval system, without permission in writing from the author.

Where available, credit has been given to the copyright owner of each text reprinted in this workbook. For some texts no references are available. MIH Unlimited will gladly acknowledge any copyright owners of texts that are not currently referenced. Please contact us for further information.

This exam preparation workbook complements the **Language Ab Initio Student Workbook** (ISBN 978-988-78756-6-6)

For orders of the Student Workbook, contact mihabinitio@gmail.com

For further information, visit www.mihunlimited.com



How to Ace IB English Ab Initio – Reading Comprehension (Paper 2)

Welcome to the How to Ace IB English Ab Initio – Reading Comprehension (Paper 2) workbook. This resource will help you prepare fully for the final written and oral IB English Ab Initio assessments.

Reading Comprehension (Paper 2) in the English Ab Initio course

The Language Ab Initio course is an organic course. You will learn vocabulary, grammar, syntax, skills and cultural facts throughout the various units that your teacher presents. While the course is open-ended, there are a wide range of themes and topics that *must* be covered.

In this workbook the course has been divided up into the five themes and the twenty topics of the IB English Ab Initio syllabus :

Identities	Experiences	Human ingenuity	Social organization	Sharing the planet
Personal attributes	Daily routine	Transport	Neighbourhood	Climate
Personal relationships	Leisure	Entertainment	Education	Physical geography
Eating and drinking	Holidays	Media	The workplace	Environment
Physical well-being	Festivals and celebrations	Technology	Social issues	Global issues

Through the revision of many years' worth of past IB Reading Comprehension papers you will further familiarize yourself with the topic-specific vocabulary. You will be able to revise and practise the vocabulary and the grammatical concepts learned and to apply these in authentic Reading Comprehension exercises. In addition, you will be able to practise key structures, develop your oral skills and complete creative and personalized writing tasks.

By the time you reach the end of the course, you will have a complete overview of the requirements, the key vocabulary, the grammar points and the creative writing opportunities that the IB Ab Initio Paper 2 provides. Your knowledge and understanding will then be tested in the Individual Oral examination, the Paper 1 creative writing and the Paper 2 reading and listening comprehension exercises.

How to use this workbook ?

This workbook encourages you to review the relevant vocabulary and grammar through guided reading and to apply the vocabulary and the grammar points in IB-style speaking and writing tasks.

The workbook is structured on the five main themes of the course, and within each theme the Past Paper texts and exercises are arranged by topic. Within each topic you will find the following sections :

Intro : Authentic Reading Comprehension text

This text has been taken from a past IB English Ab Initio Reading Comprehension exam paper (reference to the paper and to the sources has been made) and forms the basis for the exercises in this section. For some of the topics several past paper texts have been included for analysis. In this case, the texts are arranged in chronological order.

Part 1 : Key vocabulary

The key vocabulary has been listed so that you can study the new words prior to reading the source text. Make sure you practise the spelling as well as the pronunciation !

Part 2 : Sentence drills

For each text two sentence structures and/or grammar points have been highlighted. Study them before applying them to the sample sentences provided.

Part 3 : Reading comprehension

Once the vocabulary and the grammar points have been studied, do an intensive and detailed reading of the source text. As you complete this reading, ask your teacher for a copy of the corresponding “Question and Answer” paper. You can complete this paper for practice, as homework or in class. Your teacher will also be able to provide you with the corresponding mark scheme so you can check your answers.

Part 4 : Oral practice

Once you have studied the vocabulary, the grammar and the content of this past paper, conduct a creative oral task according to set instructions. This will help you improve your pronunciation and oral fluency. Try to be personal and use as many key words and grammar points from the source text as possible.

Part 5 : Guided writing

This section builds on the previous one and helps you practise your writing skills. You will find authentic Composition instructions on the topic being studied. Practise these tasks in preparation for your final assessments and again, use key words and key grammar points from the source text. Each writing task comes with three possible text types – choose the most appropriate text type for the given task by applying what you have learned about Conceptual Understandings in language acquisition.

Complementary resources

It is important that you use this workbook in conjunction with the other “**Products of Mass Instruction**” resources for English Ab Initio :

- refer to Chapter 9 of the “**Language Ab Initio Student Workbook**” for details on the Paper 2 exam questions. Study the thirteen instructions carefully. Be aware though that for past papers from before May 2020, a slightly different (but very comparable) set of instructions applies;
- refer to the “**English Ab Initio Portfolio**” for topic-based vocabulary and sample sentences that you can use in your creative speaking and writing;
- refer to the “**How to Ace English Ab Initio – Composition**” workbook and study the features of each text type before practising the Guided Writing part of each chapter in this workbook.

Your task

In order to make full use of this resource, follow these steps :

- complete the study of a unit/topic in class;
- study the vocabulary and the grammar points related to the topic of study in this workbook;
- complete the Comprehension exercise(s). Your teacher will give you the “Question and Answer” booklet of the relevant examination session;
- use the “**English Ab Initio Portfolio**” to start constructing your personal speaking and writing;
- complete the tasks in this workbook.

Note to teachers

Once your class has completed a particular topic of the Ab Initio course and you would like your students to practise their comprehension skills on this topic, refer to the table of contents in this workbook where you will find the course themes and the corresponding page numbers.

A detailed table with all the course themes, course topics and corresponding Reading Comprehension Past Papers can be found on **page 225**.

What is the “How to Ace IB English Ab Initio” workbook series ?

This workbook is organized according to the current Ab Initio syllabus and assessment specifications (first exams in May 2020). However, it contains past papers from 2011 onwards. The students will only notice the difference when they attempt to complete the official IB past paper exam for practice. The tasks set out in this workbook are the same for both sets of papers. This workbook is part of the “**Products of Mass Instruction**” series for English Ab Initio which also includes :

- **Language Ab Initio Student Workbook**
- **How to Ace English Ab Initio - Composition (Paper 1)**
- **How to Ace English Ab Initio – Listening Comprehension (Paper 2)**
- **My English Ab Initio Portfolio**

All these resources are available from Mintjens Press and can be viewed on :

<https://www.mihunlimited.com/ib-language.html>

Sample pages can be viewed on the same website.



TABLE OF CONTENTS

A.Identities	p. 7
B.Experiences	p. 49
C.Human ingenuity	p. 90
D.Social organization	p. 134
E.Sharing the planet	p. 188

A. IDENTITIES



CONTENT :

A.1.	PERSONAL ATTRIBUTES	p. 8
A.2.	PERSONAL RELATIONSHIPS	p. 22
A.3.	EATING AND DRINKING	p. 29
A.4.	PHYSICAL WELL-BEING	p. 33

A.1. Personal attributes



Text A.1.1. : May 2011 Text B

AESHIA'S EXCLUSIVE INTERVIEW WITH KARINA PASIAN !

Our Editor-in-Chief, Aeshia DeVore Branch, recently interviewed singer sensation, Karina Pasian. Karina was happy to chat about her debut album, First Love and the sacrifices she had to make to create it. Read this amazing interview ...

Aeshia: Thank you for joining us today Karina. I know you have a busy schedule.

Karina: Thank you for having me.

Aeshia: So you just celebrated your 17th birthday on Friday 18 July ?

Karina: Yes.

Aeshia: How did you celebrate your birthday ?

Karina: I had a party for my birthday. It was really fun because I wasn't expecting it. I also went to a water park with my friends and family on Saturday.

Aeshia: You are so talented and admired by so many girls and boys. What, do you think, makes them notice you ?

Karina: I suppose it's because I can do so many things. I play the piano. I've been playing it since I was three years old and I've been singing since I could talk. I sing in seven different languages. I'm fluent in Spanish and I understand Russian. I dance as well.

Aeshia: Tell us about your song, "16 At War". What was the inspiration behind it ?

Karina: "16 At War" is a song describing what I see going on around me. The song is about how people are too embarrassed to talk about things that are going on in their society. It talks about teenagers who are unhappy. I wanted to show them that somebody really cares. It's not even my personal experience. It's just really what I see going on.

Aeshia: Can you let our readers know about the sacrifices you've made to get to where you are today ?

Karina: Well, there are a lot of people who think that being famous means you get there quickly and easily and everything is glamour. The sacrifices that I have to make are, for example, missing school and having to travel a lot, being away from my family at home and not getting time to spend with friends. I have to be at home to practise or learn new songs and go to interviews. Those are sacrifices that I have to make.

Aeshia: Are there any closing words that you would like to say to our readers ?

Karina: I would like to say ... never give up on your dreams. You always have to believe in yourself and follow them. You have to always work for everything that you do because hard work and dedication can take you anywhere.

Aeshia: Thank you for your time and enjoy the rest of your day.

Adapted from <http://www.teendiariesonline.com/blog/?p=1471>

I. Key Vocabulary

Study these words and practice using them in speaking and writing exercises.

to chat	to notice	fluent	embarrassed	to care
the glamour	to miss school	to give up	to follow	anywhere

II. Sentence Drills

Create new sentences using the underlined words.

1. Thank you for joining us today.

to thank somebody for + present participle

Your turn :

- a. Dear Sir, (to send) ... me the brochure about your holiday resort.
- b. We would like to ... our teachers ... (to take) ... such good care of us during the school trip.

2. I've been playing the piano since I was three years old.

I have been + present participle

Your turn :

- a. My brother (to learn) ... Italian for four years now.
- b. Where is the bus ? We (to wait) ... for over half an hour and we'll be late for the movie.

III : Comprehension

Complete the Reading Comprehension paper of May 2011 (text B).

IV : Oral practice

Use the key vocabulary and grammatical structures that you have learned in this unit.

Imagine that you have done an interview with a famous singer. The next day, tell your friend what you have talked about, what you liked about the singer and what surprised you most about him/her.

V : Guided writing

Use the key vocabulary and grammatical structures that you have learned in this unit.

Imagine that you have done an interview with a famous singer. The next day, write a text for the student magazine in which you describe what you have talked about, what you liked about the singer and what surprised you most about him/her.

article	blog	diary
---------	------	-------

B. EXPERIENCES



CONTENT :

B.1.	DAILY ROUTINE	p. 50
B.2.	LEISURE	p. 54
B.3.	HOLIDAYS	p. 79
B.4.	FESTIVALS AND CELEBRATIONS	p. 83

B.3. Holidays



Text B.3.1 : May 2012 Text A

St Fagans : National History Museum

1. St Fagans is one of Europe's biggest and most exciting open-air museums. Here you find centuries of Welsh tradition in 100 acres of beautiful countryside.

There are more than 40 buildings on this site. Welsh craftsmen took them stone by stone from all over Wales. They have rebuilt them to recreate 500 years of history.

In this museum you can :

2.
 - walk from a recreated 2000 year old Welsh village to the House for the Future. This house is specially built for the 21st century family living in a technological and environmentally friendly world
 - visit St Fagans Castle with its magnificent rose gardens
 - visit a 17th century farmhouse painted to keep bad spirits away
 - visit the workers' houses, each one decorated from a different period in history.
3. When you visit this museum you can see how Wales has changed from a rural to an industrial country.

You can watch craftsmen make pots or weave cloth. You can buy Welsh products in the busy store or shop in the wonderful smelling bakery.

Take time to explore the gardens : there are magnificent terraces and also the first organic gardens to feed a growing family.

4.
 - Open 7 days a week and most public holidays.
 - Opening times vary: please ring to confirm.
 - Free entry for all.

www.museumwales.ac.uk. Used with permission.

I. Key Vocabulary

Study these words and practice using them in speaking and writing exercises.

the century	the acre	the site	the craftsman	the castle
the farmhouse	to weave	the bakery	to feed	to ring

II. Sentence Drills

Create new sentences using the underlined words.

1. Wales has changed from a rural to an industrial country.

to change from ... to ...

Your turn :

- a. I can't believe that this whole area has changed ... a vast lake ... an enormous desert in just fifty years.
- b. After his recent promotion that man over there has ... a nice person ... a rather snobbish individual.

2. You can watch craftsmen make pots or weave cloth.

one can + verb + x do something

Your turn :

- a. In their English class the students ... (to observe) ... act out all sorts of daily situations.
- b. I love going on safari – we ... simply (to watch) ... hunt for gazelles and from time to time catch their prey.

III : Comprehension

Complete the Reading Comprehension paper of May 2012 (text A).

IV : Oral practice

You have visited the National History Museum of St Fagans. Share your experiences and your impressions with your partner. Make sure you do some research on this museum prior to your conversation. Discuss what you liked about the museum, what you didn't like, and how much time you recommend a visitor spends in the museum.

V : Guided writing

You have recently visited a national history museum in your city or country. Write a text in which you describe your visit, what you liked and didn't like about the museum, what you feel about the role of museums in our lives, and also provide practical details about the museum and encourage your audience to visit also.

blog	brochure	diary
------	----------	-------

D.3. The workplace



Text D.3.2. : November 2018 Text B**A graduate from Manchester University takes his skills
back home to Tanzania**

Ray grew up beside Mount Kilimanjaro in north-east Tanzania and graduated from Dar es Salaam Institute of Technology in 2011. A friend told him about the scholarships offered by Manchester University, England, and he successfully applied to study for a Masters in Science in Construction Project Management at the university.

The scholarship helped to pay for Ray's university fees for the year as well as giving him enough money to pay for his living costs. After he finished the course, Ray returned to the Tanzanian capital of Dar es Salaam to help with the development of the growing city's transport system.

He is now managing the construction of Africa's first rapid bus system, Dar Rapid Transit (DART). Inspired by similar systems in Latin America, DART is helping to make the city more accessible for its four million inhabitants, as well as improving journey times. "Dar es Salaam's future is very promising," said Ray. "Its rapid growth is forcing policy makers to improve planning, infrastructure and environmental management in the city. Mistakes made when the city was first planned are being corrected."

Ray added : "The scholarship made a huge change in my life. It has made a difference to my career, my experience, my family and my society. Studying at Manchester University gave me the advantage of learning project management skills."

Manchester University's head of development said : "We are extremely proud of our scholarship programme and very grateful to our donors who help to fund it. Education is one of the most powerful gifts you can give, and Ray's story shows the impact these scholarships can have not just on the students who receive them but on their entire country."

www.informereastafrica.com

I. Key Vocabulary

Study these words and practice using them in speaking and writing exercises.

the scholarship	the fee	the living costs	the development	growing
to force	the mistake	the advantage	grateful	entire

II. Sentence Drills

Create new sentences using the underlined words.

1. The scholarship helped to pay for Ray's university fees for the year.

to help to + infinitive

Your turn :

- a. In my exam this morning my dictionary really ... me ... understand all the questions.
- b. The post-it notes in my room and in my house ... me ... remember the English vocabulary.

2. Education is one of the most powerful gifts you can give.

one of the most/least + adjective

Your turn :

- a. « Titanic » is romantic movies I have watched in my life.
- b. Would you agree that Economics is interesting subject in the DP ?

III : Comprehension

Complete the Reading Comprehension paper of November 2018 (text B).

IV : Oral practice

With your partner discuss your plans for when you finish your studies and start your professional career. Talk about any plans you have to make a difference in your local community, and what you need to do to prepare for your projects. Discuss also the three main challenges that your community currently experiences.

V : Guided writing

You have decided to make a difference in your community. Write a text in which you identify a significant challenge, describe what you are going to do to improve the situation, which skills you will need and how your studies are going to help you address this challenge. Mention also why you think it is important for you to take action.

blog	diary	presentation
------	-------	--------------

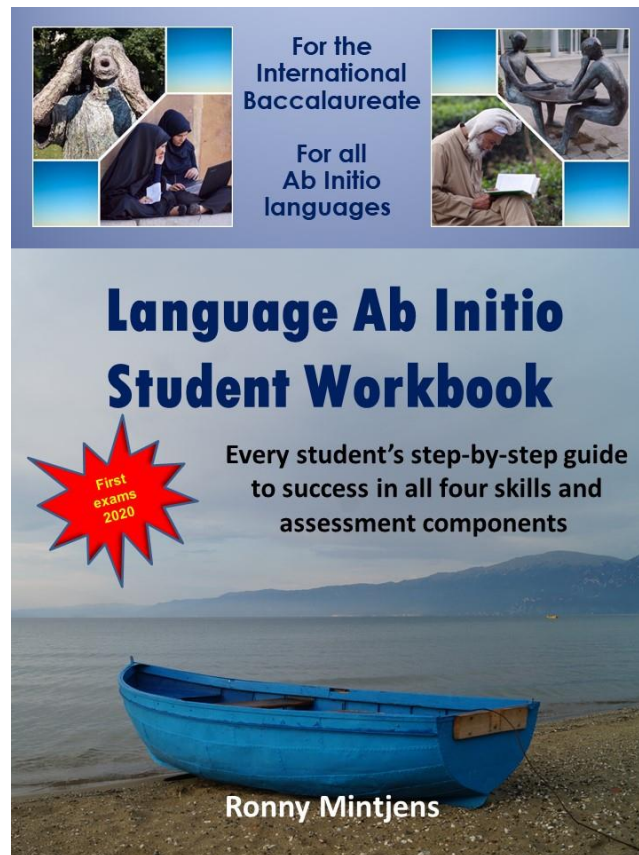
Overview of Past Papers by Theme and Topic

Identities	Experiences	Human ingenuity	Social organization	Sharing the planet
Personal attributes	Daily routine	Transport	Neighbourhood	Climate
M11B N13C M16A N16B	N15D	M11D M13B M15A	M14D	N11C
Personal relationships	Leisure	Entertainment	Education	Physical geography
N11B N18C	M11C N12B N12D N13A M14A N14A N15C	N11A M12C N16A N17D	M12D N12A M13A N13B N14B M17A M17B N17B	N16D
Eating and drinking	Holidays	Media	The workplace	Environment
M18D	M12A	M15B M16D	M11A N18B	M13D N13D N14D N15B M17D M18C
Physical well-being	Festivals and celebrations	Technology	Social issues	Global issues
N11D M12B M15D M16B M18A	N12C M17C	N14C M18B	M13C M14C N15A N16C	M15C N17A

The Language Ab Initio Student Workbook

The Language Ab Initio Student Workbook covers all the components of this language acquisition course and provides a step-by-step guide to the various assessments. Each component is broken down into its various parts and plenty of advice and practice are provided in order to ensure that the student is fully prepared when it matters most. This workbook focuses on reading, writing, listening and speaking and is supported by online resources on the author's website (www.mihunlimited.com).

The introduction of a personal Portfolio helps the student create an ongoing record of their learning and allows them to manipulate the language according to the assessment tasks, the formats and the criteria. By making language learning fun and personal, the Ab Initio student will find a great deal of motivation to create, share and reflect on content and culture in the target language.



For more information, visit www.mihunlimited.com
To place an order, please contact mihabinitio@gmail.com

ISBN 978-988-78756-6-6

Also by Ronny Mintjens

The Language Ab Initio Student Workbook

See description on page 226.

More than a Game

An autobiographical novel about the author's life in football and in foreign cultures – his journey from being a footballing toddler in Belgium, then a top division football player in Swaziland and Tanzania, and finally becoming the national youth team coach of Tanzania and Qatar

A Journey through North Korea

A photographic album highlighting the various aspects of life, society, history, nature, culture and food in the world's most fascinating and least understood country. All the photos were taken during the author's nine trips to North Korea

Siri Ya Ndani (*"Secrets from the Inside"*)

The Swahili version of "More than a Game", now out of print

A Chief's Story

A short story, winner of the ROC-Taiwan 40th Anniversary Writing Contest, Swaziland, 2008

The Winner Within

A motivational short story, unpublished

For more information on any of these titles, contact mihabinitio@gmail.com or visit www.mihabinitio.com

In our “*Products of Mass Instruction*” series

For the IB Diploma Programme – Language Ab Initio

< Language Ab Initio Student Workbook >

< My IB English Ab Initio Portfolio >

< My IB French Ab Initio Portfolio >

<My IB German Ab Initio Portfolio>

<My IB Japanese Ab Initio Portfolio>

< My IB Mandarin Ab Initio Portfolio >

< My IB Spanish Ab Initio Portfolio >

<How to Ace English Ab Initio – Reading Comprehension>

<How to Ace Spanish Ab Initio – Composition>

<How to Ace Spanish Ab Initio – Reading Comprehension>

<How to Ace Spanish Ab Initio – Listening Comprehension>

< How to Ace Mandarin Ab Initio - Composition >

< How to Ace Mandarin Ab Initio – Reading Comprehension >

<How to Ace Mandarin Ab Initio – Listening Comprehension>

For the IB Diploma Programme – Language B

< My IB English B Portfolio >

< My IB French B Portfolio >

<My IB German B Portfolio>

<My IB Japanese B Portfolio>

< My IB Mandarin B Portfolio >

< My IB Spanish B Portfolio >

<How to Ace English B – Reading Comprehension – for DP 1>

<How to Ace Spanish B – Reading Comprehension – for DP 1>

<How to Ace Spanish B – Listening Comprehension – for DP 1>

< How to Ace Mandarin B - Composition >

< How to Ace Mandarin B – Reading Comprehension – for DP 1>

<How to Ace Mandarin B – Listening Comprehension – for DP 1>

For the IB Middle Years Programme – Language Acquisition

< My MYP English Portfolio >

< My MYP French Portfolio >

<My MYP German Portfolio>

<My MYP Japanese Portfolio>

< My MYP Mandarin Portfolio >

< My MYP Spanish Portfolio >

For updates on our latest publications, please visit
<https://www.mihunlimited.com/ib-language.html>

All types of duplication and/or distribution without express permission from the author are strictly prohibited by copyright law.



© Mintjens Press

Teacher and Student Networks

Teachers of Language Ab Initio – join our teachers’ Facebook group to share, ask, answer and discuss:

“IB Ab Initio Language” - <https://www.facebook.com/groups/1081827915163033/>

Join our mailing list for updates on new resources and special offers !

Students of Language Ab Initio – join our students’ Facebook group : “**IB Language Ab Initio Student Community**” - <https://www.facebook.com/groups/500435416956563/>

YouTube : MIH Productions -

<https://www.youtube.com/channel/UCdGm7OsXdpwS9kV7ifXm8Iw>

Instagram : @mihunlimited (for practice visual stimuli and updates on resources)

Twitter : @MIH Unlimited

Website : www.mihunlimited.com

Email : mihunlimited@gmail.com

Contact rmintjens@gmail.com for enquiries on :

- any of the above products
- consultancies on designing and implementing Group 1 and Group 2 Language programs
- consultancies on designing and writing a Language Policy
- consultancies on effective language teaching (Group 1 and Group 2)
- consultancies on Language A School-Supported Self-Taught
- teacher training for Groups 1 and 2
- author school visits (Book Week, Reading Week)
- CAS trips/educational trips to Bangladesh, Bhutan, DPRK (North Korea)