

RONNY MINTJENS

My IB

English B

Portfolio

FIRST EXAMS MAY 2020

*A Product of Mass
Instruction*

*Published by Mintjens Press ©
All rights reserved*



My English B Portfolio (for first exams in 2020)

My English B Portfolio contains 333 questions and answer options that cover many of the themes and topics of the Language B syllabus. It helps students understand the questions that can be asked about the 20 topics and prepare and practise their personal responses to these questions. The various answer tables are presented in a way that allows the students to pick and choose the parts of the answers that best reflect their own situation.

The Portfolio also encourages the students to review the relevant vocabulary and grammar prior to answering the questions, thus providing a great revision tool in preparation for the different assessment components.

About the author

Ronny Mintjens is a practising Language Ab Initio/B teacher, examiner and workshop leader for the International Baccalaureate. He is the author and publisher of the "Language Ab Initio Student Workbook" and the "Language B Student Workbook" – the source publications for this Portfolio. He is also an IB workshop developer, a language acquisition and mother tongue consultant, a moderator for the IB Programme Communities, the Head of Languages at a world-renowned IB school and a tireless advocate for mother tongue entitlement in international education. Beyond his life as a linguist, Ronny is a world traveller, a published novelist and photographer, a former professional football coach, a serial writer and an avid reader.

ISBN-13 978-988-78755-0-5

First edition (2018)

Cover design : © Ronny Mintjens

Published in e-version

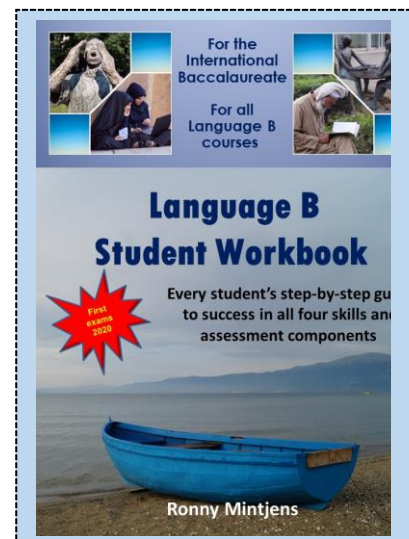
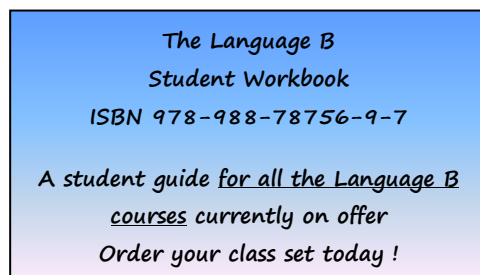
Published by Mintjens Press, a subsidiary of MIH Unlimited Group of Companies

All rights reserved. No part of this publication may be reproduced or transmitted in any form or by any means, electronic or mechanical, including photocopying and recording, or held within any information storage and retrieval system, without permission in writing from the author.

This Portfolio is directly linked to the Language B Student Workbook (ISBN 978-988-78756-9-7)

For orders of the Student Workbook, contact mihlanguageb@gmail.com

For further information, visit www.mihunlimited.com



English B Portfolio

Welcome to your English Portfolio. This resource will help you turn your English B course into a personal journey and prepare you better for the final assessments. The English Portfolio is designed to be used in conjunction with the Language B Student Workbook but can also be used independently.

What is the Language B Portfolio ?

The Language B course is an organic course. You will build on the language-learning that you have already completed prior to starting this course and you will continue to learn vocabulary, grammar, syntax, skills and cultural facts throughout the various units that your teacher presents. While the course is open-ended, there are a wide range of themes and topics that *must* be covered and that are the same for all languages.

In your prior study of English you will already have covered many of these themes and topics. At the start of your Language B study there will be an expectation that you can communicate at a reasonable level of knowledge and understanding. However, you may need some revision or reinforcement in some of the course themes.

This Portfolio is a **revision** resource as well as an **extension** resource. It contains 333 questions and answers that cover the foundations of the themes and topics of the course. During your study you will find that some of these questions are very easy, others will be harder. This is where the distinction between revision and extension comes in.

The following are the themes and topics that are covered in this Portfolio :

Identities	Experiences	Human ingenuity	Social organization	Sharing the planet
Personal attributes	Daily routine	Transport	Neighbourhood	Climate
Personal relationships	Leisure	Entertainment	Education	Physical geography
Eating and drinking	Holidays	Media	The workplace	Environment
Physical well-being	Festivals and celebrations	Technology	Social issues	Global issues

The development of a Portfolio is *not* an IB requirement but will help you a great deal as you expand your knowledge and understanding of spoken and written English and as you undertake progressively more complex readings, writings and oral presentations.

In this Portfolio, the course has been divided up into five themes and twenty topics. For each topic a number of questions have been suggested. The questions range from basic to complex and you are encouraged to answer each one of these questions whilst using the vocabulary and grammar that you have learned previously and that you will revisit in your Language B lessons.

This process of answering many questions allows you to further familiarize yourself with the topic-specific vocabulary, to revise and practise the grammatical concepts learned and to provide personalized answers in writing and speaking. The creative nature of the Portfolio also allows for differentiation, where you can challenge yourself to provide detailed answers, to explore

grammatical variations (eg tenses) and to set minimum requirements for yourself (eg “use at least three adjectives”).

The table below shows you the various applications of your Portfolio.

Applications of the Portfolio	Writing (Paper 1)	Listening Comprehension (Paper 2)	Reading Comprehension (Paper 2)	Individual Oral
Coverage of the course topics	√	√	√	√
Vocabulary practice	√	√	√	√
Grammar practice	√	√	√	√
Writing practice	√		√	
Speaking practice				√
Listening practice		√		
Combining Portfolio paragraphs will lead to almost complete responses	√			√
Cultural understanding	√	√	√	√

By the time you reach the end of the Portfolio, you will have an impressive set of questions and answers that will, in various forms, be tested in your Individual Oral examination, your Paper 1 creative writing and your Paper 2 reading and listening comprehension exercises.

Be advised though that the content of this Portfolio (vocabulary, grammar) is only a **foundation**. In your language B course your teacher will provide you with resources and assessments that go well beyond the level of the language contained in this Portfolio. Consider this Portfolio a starting point, not an end.

How do I use my English B Portfolio ?

This Portfolio workbook contains a comprehensive list of questions and answer options that have been grouped by theme and by topic.

Your task is to :

- find the questions that you cover as you progress through the Language B course. For example, once you have revised or covered the topic of “Eating and Drinking”, you should consult the portfolio section on this topic;
- study or revise the vocabulary and the grammar related to the topic in question before attempting to answer all the relevant questions;
- study the many answer options that have been given and select the ones that apply to your personal situation. From these options, construct your personalized answers manner. For

example, when you describe yourself, select the features that correspond with what you look like. Of course, you can add more features or change what needs to be changed;

- practise your writing but also your speaking : read the questions and the answer options out loud, draft your answer paragraph and learn how to say that paragraph;
- keep up to date with your course. As soon as you have covered a certain topic, or parts thereof, you should work on the corresponding questions. This will prevent your independent work from building up beyond manageable levels. Always remember that a new language is learned on a daily basis, not on the eve of the examination ...
- add your own additional questions, vocabulary and answer options at the end of each section. Remember that the target level of the Language B course goes beyond the content of this Portfolio.

Portfolio example

When you are being asked : « *Can you describe your house/flat ?* » (Question 14), you must not simply say that your house is big or small or that your flat has five rooms. In order to fully exploit this question and show how much you have learned in English, you should mention :

- whether your home is a house, an apartment, a chalet, a mansion
- whether your home is big or small
- whether your home is modern or not
- whether your home is near the city centre, in the suburbs or in the countryside
- whether there is one floor or more than one floor
- whether there is a garden or not
- whether there is a view of the mountains or of the town
- how many rooms there are in your home
- which rooms there are in your home
- etc.

When describing your home, why not include a photo in your write-up, Powerpoint presentation or blog entry ? Be as creative and artistic as you can when working on your Portfolio – it is there for you to enjoy !

Possible formats of your Portfolio

Eventually your Portfolio will become a summary and a record of your language-learning experience. It is something you should celebrate and be proud of, so think of a way in which you can fully express yourself and revise best for your IB examinations.

Some options include :

- using an exercise book to prepare your answers in writing;
- working on a word-processed Portfolio;
- developing a blog;
- creating Powerpoint presentations;
- producing short video clips;
- etc.

Your teacher may also ask you to produce a combination of the above (and other) options.

The addition of visuals to some of the responses will provide a great creative touch and will, in many cases, also aid recognition and recollection of these responses. Furthermore, you may occasionally present parts of your Portfolio to your classmates, either as practice or as an assessment.

Remember, in order to stand out from the crowd and fully explore your linguistic ability, you must produce answer paragraphs that have a range of vocabulary, grammar and cultural content. Don't be satisfied with one-word answers – they will not earn you good grades and they will limit the communication that you must establish with your audience.

Good luck !

Share the ways in which you use the Language B Portfolio – as a classroom resource, an independent study resource, a differentiation resource or simply to learn a language you will use during your next holiday !

Join one of our Language B online communities

for further support and resources :

For teachers :

Facebook - <https://www.facebook.com/groups/146542976060319/>

LinkedIn - <https://www.linkedin.com/groups/8447950>

For students :

Facebook - <https://www.facebook.com/groups/333856303689381/>



TABLE OF CONTENTS

A. Identities	p. 8
B. Experiences	p. 45
C. Human ingenuity	p. 73
D. Social organization	p. 92
E. Sharing the planet	p. 132
F. Additional questions	p. 149

A. IDENTITIES



CONTENT :

A.1.	PERSONAL ATTRIBUTES	p. 9
A.2.	PERSONAL RELATIONSHIPS	p. 24
A.3.	EATING AND DRINKING	p. 31
A.4.	PHYSICAL WELL-BEING	p. 39

A.1. Personal attributes



A close-up photograph of a registration form with the following fields: Name, Address, City, Phone: Day (), e-mail address, State, Color Choice, and Size. A gold and black pen is resting on the form.

Name	State
Address	
City	
Phone: Day ()	
e-mail address	
Color Choice	Size

1. How are you ?

I am fine, Fine, I am very well, I feel great, Not bad,	thank you, thanks,	and you ?
So so,		
I am not well I don't feel well today I feel very tired today		

2. What is your name ?

My name is	Anna Christopher Daniela Ibrahim Suh Yoon
------------	---

3. How do you spell your name ? Can you spell your name please ?

A-n-n-a C-h-r-i-s-t-o-p-h-e-r D-a-n-i-e-l-a I-b-r-a-h-i-m S-u-h -Y-o-o-n
--

4. What is your telephone number ?

My telephone number is	1234 5678 876 54 321
------------------------	-------------------------

5. What is your email address ?

My email address is	jsmith@yahoo.com lmessi@gmail.com
Note :	« @ » is pronounced « at » in English « . » is pronounced « dot » in English So you say : « jsmith at yahoo dot com »

B. EXPERIENCES



CONTENT :

B.1.	DAILY ROUTINE	p. 46
B.2.	LEISURE	p. 49
B.3.	HOLIDAYS	p. 60
B.4.	FESTIVALS AND CELEBRATIONS	p. 68

B.1. Daily routine



6. At what time do you ... ?

On weekdays On schooldays On Sundays During the weekend During the holidays	I	(usually) (normally) (always)	wake up get up get dressed ...*	at 6 o'clock at 7.30 in the morning just before breakfast as late as possible around noon after lunch at 2 pm in the afternoon in the early evening straight after dinner time late in the evening just before I go to bed
		like to		

**Refer to the Student Workbook for the full list of daily routines*

7. Which chores do you do at home ?

At home Every morning After dinner Every Saturday Whenever I have time	I	prepare breakfast wash the dishes take the trash out tidy up my room	
		help out by	making the beds taking the dog out washing the car sweeping the floor

8. How many times per week do you prepare dinner ?

I prepare dinner	once a week every evening when I don't have any homework on Tuesdays, because my parents work late on Friday evening, before my favorite TV show on Sundays, so that my parents can rest
I never prepare dinner,	my dad is an awesome cook ! we have a helper at home my family and I eat out every night I always eat take-away in the evenings

C. HUMAN INGENUITY



CONTENT :

C.1.	TRANSPORT	p. 74
C.2.	ENTERTAINMENT	p. 79
C.3.	MEDIA	p. 84
C.4.	TECHNOLOGY	p. 89

D. SOCIAL ORGANIZATION



CONTENT :

D.1.	NEIGHBOURHOOD	p. 93
D.2.	EDUCATION	p. 104
D.3.	THE WORKPLACE	p. 121
D.4.	SOCIAL ISSUES	p. 127

E. SHARING THE PLANET



CONTENT :

E.1.	CLIMATE	p. 133
E.2.	PHYSICAL GEOGRAPHY	p. 137
E.3.	ENVIRONMENT	p. 140
E.4.	GLOBAL ISSUES	p. 146

E.3. Environment



9. What do you like to do when you go to the beach ?

When I go to the beach	I	like to often usually	relax and read a good book go for long walks play football or badminton sunbathe take photos of the people there help pick up the trash that washes ashore
I go to the beach at least once a month with my school. We spend a whole day doing a big clean-up. We collect all the trash that has landed on the beach and deposit it in large boxes. We get a free lunch from the town council.			

10. What do you like to do when you go to the mountains ?

When I go to the mountains	I	like to often usually	go for a hike with my friends discover new trails go fishing in the streams spend the night camping
When I go to the mountains with my friends, we like to spend most of the day hiking along the narrow trails and collecting leaves from different plants and trees. Some of us also take photos of the scenery and the environment. Along the trail we pick up the litter that other hikers have left behind.			

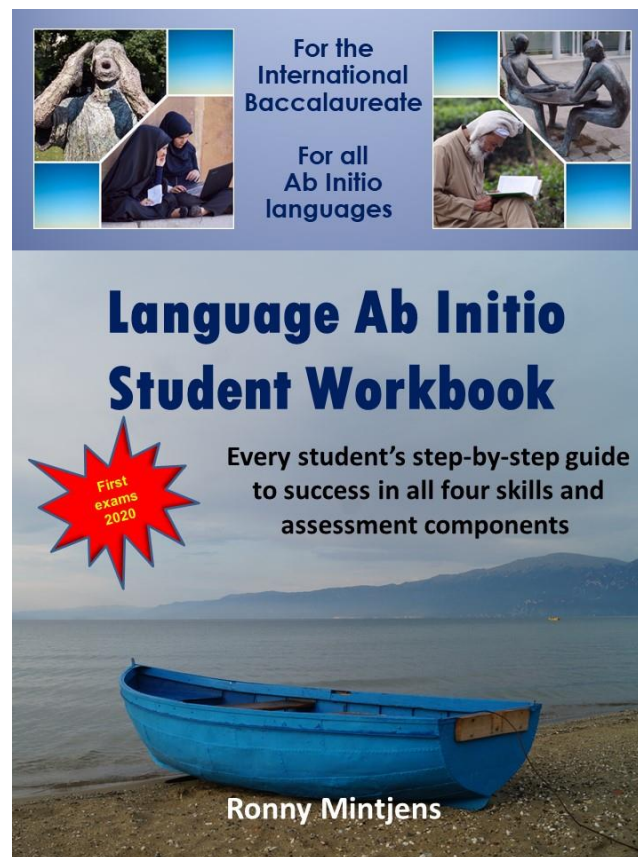
11. What do you do to help protect the environment ?

In order to help protect the environment, I	make sure I pick up all my trash became a member of my school's environmental club help create awareness in my town participate in beach/forest clean-ups never use plastic bags recycle newspapers go to school by bicycle
---	---

The Language Ab Initio Student Workbook

The Language Ab Initio Student Workbook covers all the components of this language acquisition course and provides a step-by-step guide to the various assessments. Each component is broken down into its various parts and plenty of advice and practice are provided in order to ensure that the student is fully prepared when it matters most. This workbook focuses on reading, writing, listening and speaking and is supported by online resources on the author's website (www.mihunlimited.com).

The introduction of a personal Portfolio helps the student create an ongoing record of their learning and allows them to manipulate the language according to the assessment tasks, the formats and the criteria. By making language learning fun and personal, the Ab Initio student will find a great deal of motivation to create, share and reflect on content and culture in the target language.



For more information, visit www.mihunlimited.com
 To place an order, please contact mihabinitio@gmail.com

ISBN 978-988-78756-6-6

Also by Ronny Mintjens

The Language Ab Initio Student Workbook

See description on page 19

More than a Game

An autobiographical novel about the author's life in football and in foreign cultures – his journey from being a footballing toddler in Belgium, then a top division football player in Swaziland and Tanzania, and finally becoming the national youth team coach of Tanzania and Qatar

A Journey through North Korea

A photographic album highlighting the various aspects of life, society, history, nature, culture and food in the world's most fascinating and least understood country. All the photos were taken during the author's nine trips to North Korea

Siri Ya Ndani (*"Secrets from the Inside"*)

The Swahili version of "More than a Game", now out of print

A Chief's Story

A short story, winner of the ROC-Taiwan 40th Anniversary Writing Contest, Swaziland, 2008

The Winner Within

A motivational short story, unpublished

For more information on any of these titles, contact mihabinitio@gmail.com or visit www.mihabinitio.com

In our “*Products of Mass Instruction*” series

For the IB Diploma Programme – Language Ab Initio

- < Language Ab Initio Student Workbook >
- < My IB English Ab Initio Portfolio >
- < My IB French Ab Initio Portfolio >
- < My IB Mandarin Ab Initio Portfolio >
- < My IB Spanish Ab Initio Portfolio >
- <How to Ace Spanish Ab Initio – Composition>
- <How to Ace Spanish Ab Initio – Reading Comprehension>
- <How to Ace Spanish Ab Initio – Listening Comprehension>
- < How to Ace Mandarin Ab Initio - Composition >
- < How to Ace Mandarin Ab Initio – Reading Comprehension >
- <How to Ace Mandarin Ab Initio – Listening Comprehension>

For the IB Diploma Programme – Language B


- < My IB English B Portfolio >
- < My IB French B Portfolio >
- < My IB Mandarin B Portfolio >
- < My IB Spanish B Portfolio >
- <How to Ace Spanish B – Reading Comprehension – for DP 1>
- <How to Ace Spanish B – Listening Comprehension – for DP 1>
- < How to Ace Mandarin B - Composition >
- < How to Ace Mandarin B – Reading Comprehension – for DP 1>
- <How to Ace Mandarin B – Listening Comprehension – for DP 1>

For the IB Middle Years Programme – Language Acquisition

- < My MYP English Portfolio >
- < My MYP French Portfolio >
- < My MYP Mandarin Portfolio >
- < My MYP Spanish Portfolio >

For updates on our latest publications, please visit
<https://www.mihunlimited.com/ib-language.html>

All types of duplication and/or distribution without express permission from the author are strictly prohibited by copyright law.



© Mintjens Press

Teacher and Student Networks

Teachers of Language Ab Initio – join our teachers’ Facebook group to share, ask, answer and discuss :

“IB Ab Initio Language” - <https://www.facebook.com/groups/1081827915163033/>

Join our mailing list for updates on new resources and special offers !

Students of Language Ab Initio – join our students’ Facebook group : “**IB Language Ab Initio Student Community**” - <https://www.facebook.com/groups/500435416956563/>

YouTube : MIH Productions -

<https://www.youtube.com/channel/UCdGm7OsXdpwS9kV7ifXm8Iw>

Instagram : @mihunlimited (for practice visual stimuli and updates on resources)

Twitter : @MIH Unlimited

Website : www.mihunlimited.com

Email : mihunlimited@gmail.com

Contact rmintjens@gmail.com for enquiries on :

- any of the above products
- consultancies on designing and implementing Group 1 and Group 2 Language programs
- consultancies on designing and writing a Language Policy
- consultancies on effective language teaching (Group 1 and Group 2)
- consultancies on Language A School-Supported Self-Taught
- teacher training for Groups 1 and 2
- author school visits (Book Week, Reading Week)
- CAS trips/educational trips to Bangladesh, Bhutan, DPRK (North Korea)